



B.K. BIRLA CENTRE FOR EDUCATION

SARALA BIRLA GROUP OF SCHOOLS
A CBSE DAY-CUM-BOYS' RESIDENTIAL SCHOOL

PERIODIC TEST I: 2026-27 INFORMATION TECHNOLOGY – SET 2

Class: III

Time : 1 hr.

Date: ___-06-2026

Max Marks: 25

Admission No.

Roll No. :.....

Note: Write the answer in the question paper itself.

Q1. Fill in the blanks with the help of words given in the box. (5 x 1 = 5)

desktop Restore down input MS-DOS Mouse pointer






- a) _____ is an example of an Operating System.
- b) _____ is the main screen that appears after booting the system.
- c) Microphone is an _____ device.
- d) A small arrow that helps point to items is called _____.
- e) _____ button is used to shrink a window to the taskbar.

Q2. Write 'T' for correct statement and 'F' for incorrect statement (5 x 1 = 5)

- a) Hardware wear out with time. _____
- b) Without operating system, the computer can run. _____
- c) By default, taskbar is located on right side of the desktop. _____
- d) When an icon is selected, its color changes to blue. _____
- e) We cannot change the background of our desktop. _____

Q3. Match the following pairs

(5 x 1 = 5)

Pointer Shape	Description
1. 	a) A storage device.
2. 	b) An output device to display the output.
3. 	C. To convert the document from hardcopy into softcopy.
4. 	D. A processing device.
5. 	E. An output device to listen to music.

Q4. Identify the icons and label them

(4 x 1 = 4)

The image shows a Windows 10 desktop environment. At the top left, there is a 'Recycle Bin' icon. Below it is the Start menu, which is divided into 'Most used' (listing Word 2016, File Explorer, Snipping Tool, Tips, Feedback Hub, Maps), 'Suggested' (listing Instagram, 3D Builder), and 'Life at a glance' (listing Calendar, Mail, Microsoft Edge, Photos, Weather, Twitter, Store, and Minecraft). The taskbar at the bottom contains the Start button, task view, and several application icons. Four empty rectangular boxes are placed around the screen with blue arrows pointing to specific icons: one points to the Recycle Bin, one to the Start button, one to the taskbar area, and one to the weather widget in the Start menu.

Q5. Do as directed

(3 x 2 = 6)

a) Complete the following steps to change the background of the computer:

Step 1: Click on _____ icon present on lower left side of the taskbar.

Step 2: Click on Settings > _____ > Background.

Step 3: The background page will come up which allows us to preview or _____ several photos for your desktop.

b) Write any two difference between Hardware and Software.

Ans:

Hardware	Software

c) What is Software? Mention it's two types.

Ans:

.....

.....

.....

.....

***** ALL THE BEST *****